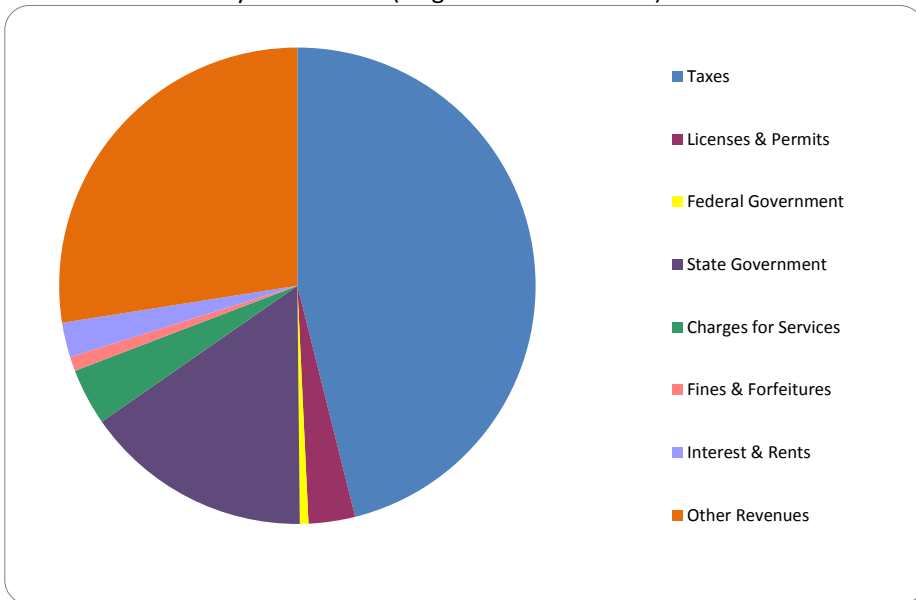


CITIZENS' GUIDE TO LOCAL UNIT FINANCES - City of Auburn Hills (63-2005)

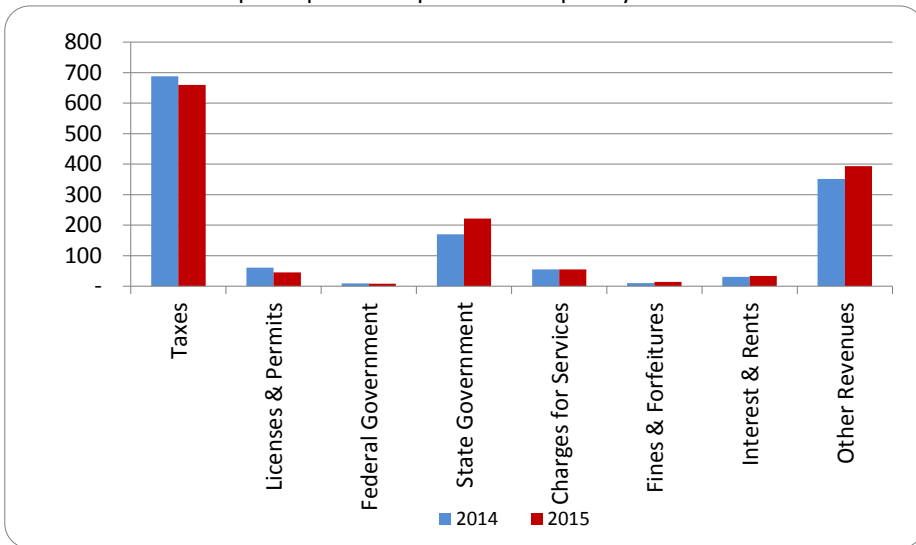
1. Where our money comes from (all governmental funds)



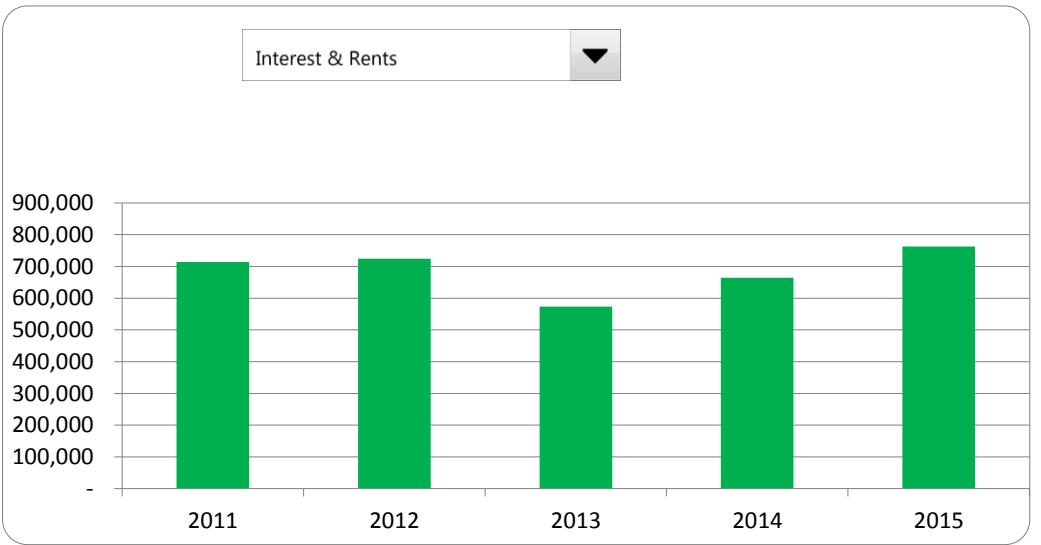
2. Compared to the prior year

	2014	2015	% change
Taxes	\$ 15,036,564	\$ 14,955,630	-0.54%
Licenses & Permits	1,336,038	1,024,583	-23.31%
Federal Government	199,248	189,307	-4.99%
State Government	3,721,847	5,026,224	35.05%
Local Contributions	-	-	N/A
Charges for Services	1,204,898	1,250,000	3.74%
Fines & Forfeitures	226,388	316,652	39.87%
Interest & Rents	664,445	762,778	14.80%
Other Revenues	7,680,646	8,918,166	16.11%
Total Revenues	\$ 30,070,074	\$ 32,443,340	7.89%

3. Revenue sources per capita - compared to the prior year



4. Historical trends of individual sources



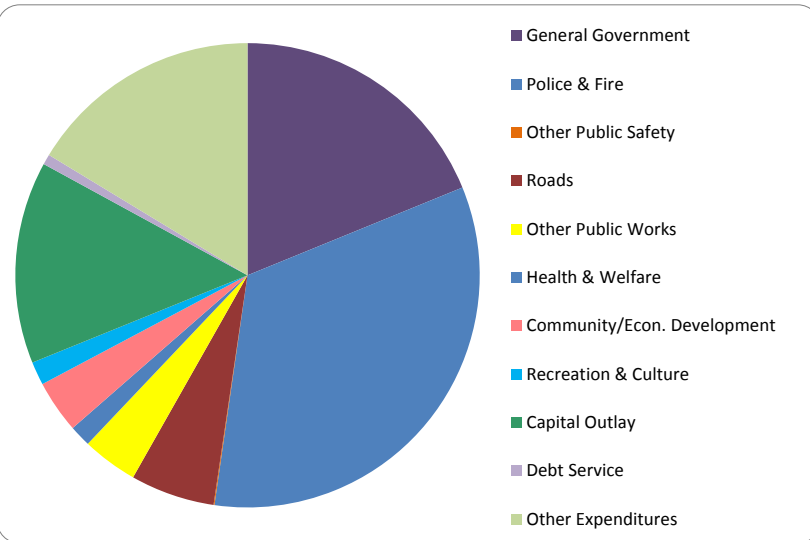
Commentary:

For more information on our unit's finances, contact Kim Wickenheiser at 248-364-6826.

CITIZENS' GUIDE TO LOCAL UNIT FINANCES - City of Auburn Hills (63-2005)

EXPENDITURES

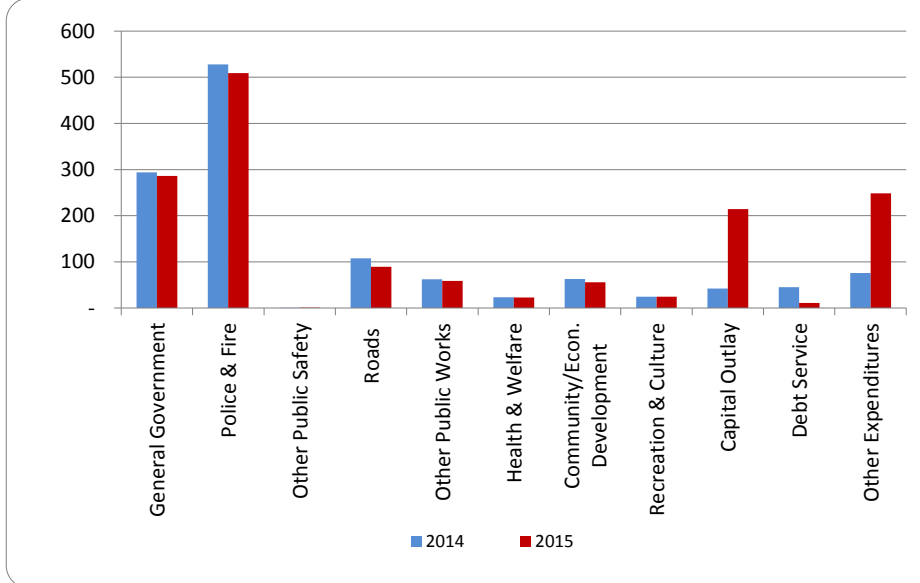
1. Where we spend our money (all governmental funds)



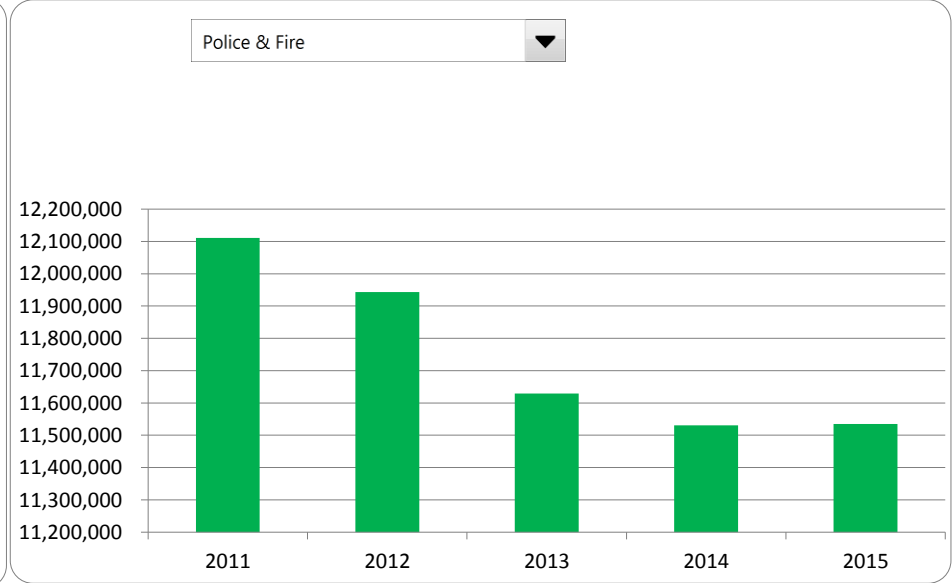
2. Compared to the prior year

	2014	2015	% change
General Government	\$ 6,425,818	\$ 6,493,516	1.05%
Police & Fire	11,530,296	11,535,296	0.04%
Other Public Safety	12,302	22,725	84.73%
Roads	2,350,770	2,022,247	-13.98%
Other Public Works	1,362,249	1,335,241	-1.98%
Health & Welfare	511,671	515,966	0.84%
Community/Econ. Development	1,376,612	1,264,974	-8.11%
Recreation & Culture	532,901	561,675	5.40%
Capital Outlay	925,768	4,857,612	424.71%
Debt Service	992,591	248,504	-74.96%
Other Expenditures	1,659,896	5,631,336	239.26%
Total Expenditures	\$ 27,680,874	\$ 34,489,092	24.60%

3. Spending per capita - compared to the prior year



4. Historical trends of individual departments:



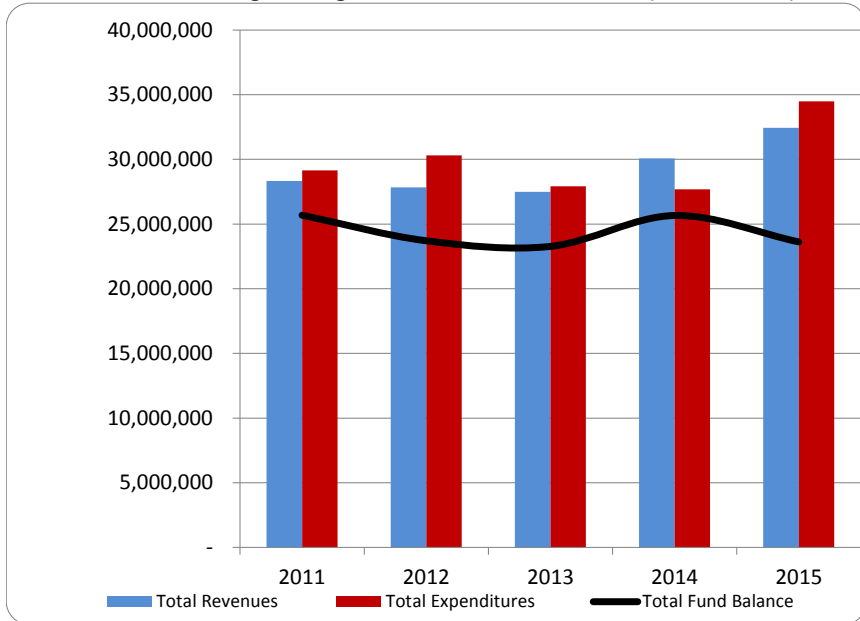
Commentary:

For more information on our unit's finances, contact Kim Wickenheiser at 248-364-6826.

CITIZENS' GUIDE TO LOCAL UNIT FINANCES - City of Auburn Hills (63-2005)

FINANCIAL POSITION

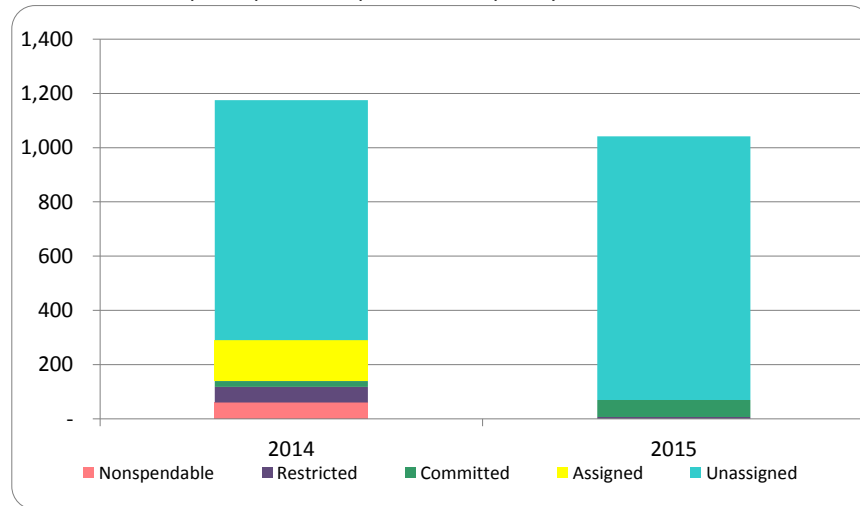
1. How have we managed our governmental fund resources (fund balance)?



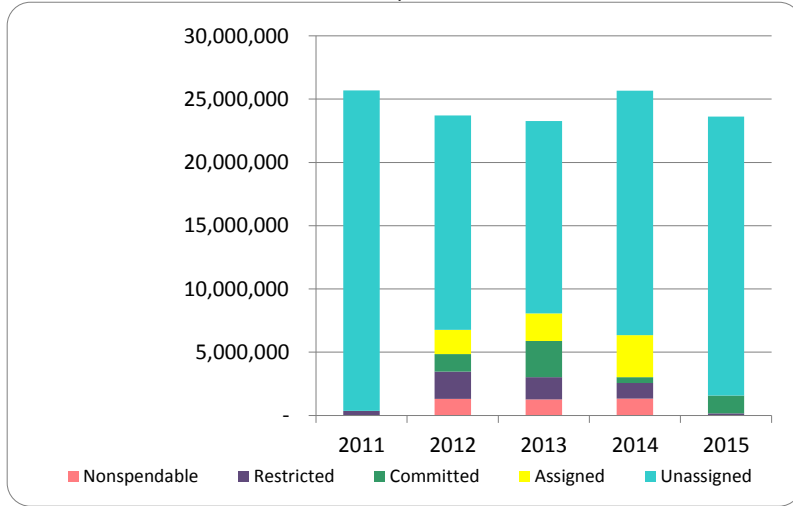
2. Compared to the prior year

	2014	2015	% change
Revenue	30,070,074	32,443,340	7.89%
Expenditures	27,680,874	34,489,092	24.60%
Surplus (shortfall)	2,389,200	(2,045,752)	-185.62%
Fund balance, by component:			
Nondspendable	1,328,207	-	-100.00%
Restricted	1,250,231	161,532	-87.08%
Committed	459,998	1,407,692	206.02%
Assigned	3,310,214	-	-100.00%
Unassigned	19,311,612	22,049,051	14.18%
total fund balance	25,660,262	23,618,275	-7.96%

3. Fund balance per capita - compared to the prior year



4. Historical trends of individual components



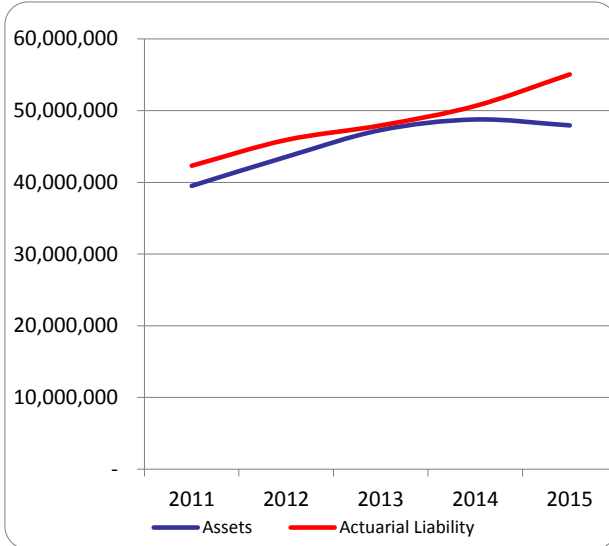
Commentary:

For more information on our unit's finances, contact Kim Wickenheiser at 248-364-6826.

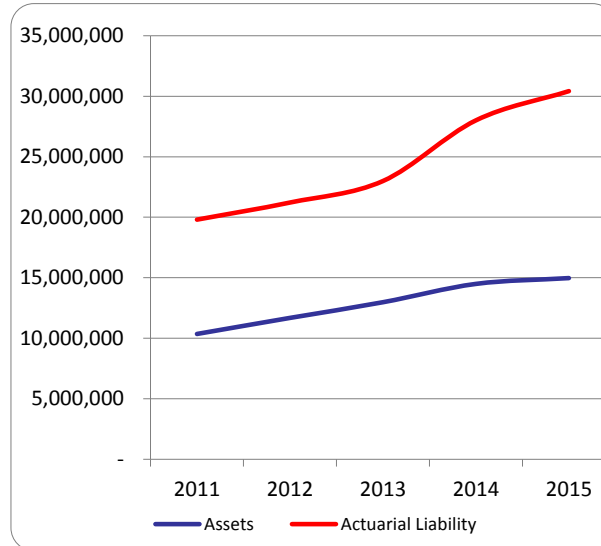
CITIZENS' GUIDE TO LOCAL UNIT FINANCES - City of Auburn Hills (63-2005)

OTHER LONG TERM OBLIGATIONS

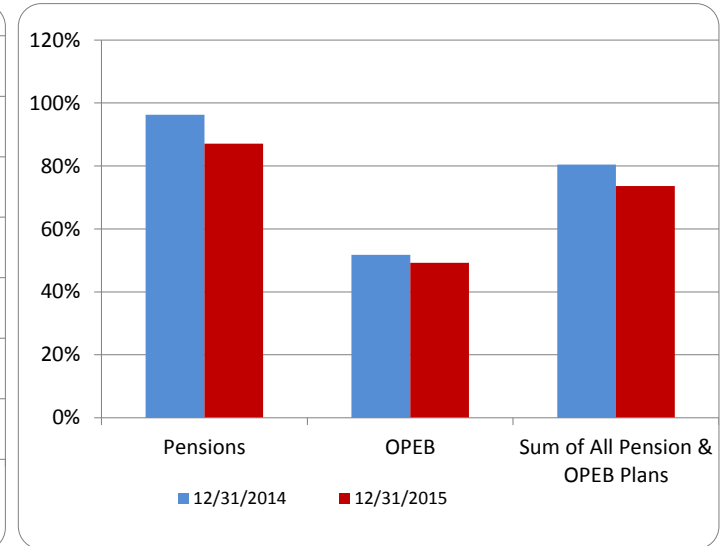
1. Pension funding status



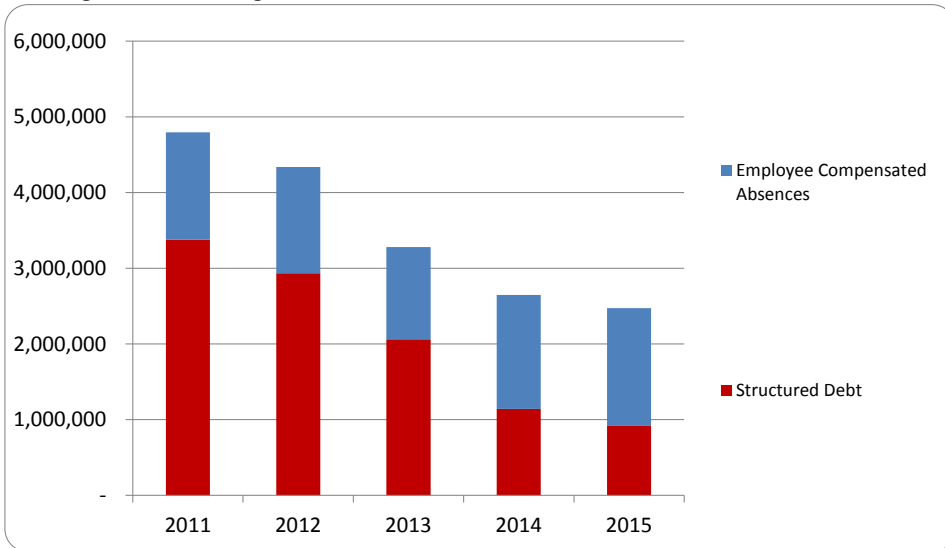
2. Retiree Health care funding status



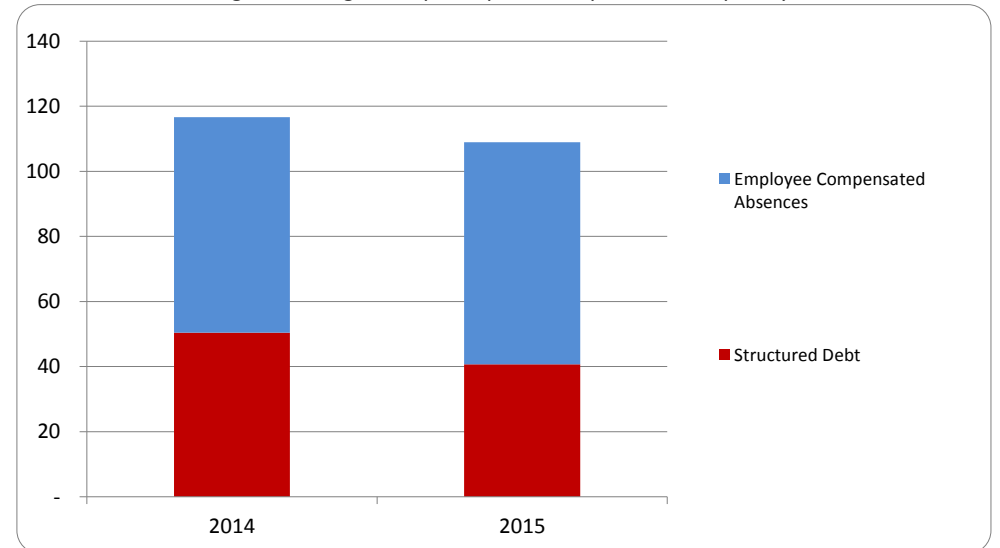
3. Percent funded - compared to the prior year



4. Long Term Debt obligations:



5. Debt & other long term obligations per capita - compared to the prior year



Commentary: